

ತಾಂತ್ರಿಕ ಶಿಕ್ಷಣ ಇಲಾಖೆ  
Department of Technical Education  
ಅರ್ಹತಾ ಪ್ರಮಾಣ ಪತ್ರ ನೀಡುವಿಕೆಗೆ ಅರ್ಜಿ (ಡಿಪ್ಲೋಮಾ)  
Application for Issue of Eligibility Certificate (Diploma)

**Step 1:** Go to [sevasindhu.karnataka.gov.in](http://sevasindhu.karnataka.gov.in) website and click on **Departments & Services**

Best viewed Mozilla Firefox 60+ and Microsoft Edge | e-signature is intermittently functioning, Regret inconvenience caused. Click here for GramaOne Franchises

SEVA SINDHU  
GOVERNMENT OF KARNATAKA

SRI. B. S. YEDIYURAPPA  
Hon'ble Chief Minister,  
Government of Karnataka

SRI. S. SURESH KUMAR  
Hon'ble Minister of Primary & Secondary  
Education and Sakshata,  
Government of Karnataka

HOME ABOUT SEVA SINDHU DEPARTMENTS & SERVICES SERVICE CENTERS GRAMA ONE TRACK YOUR APPLICATION STATUS REPORTS-DASHBOARD FAQ CONTACT

DEPARTMENTS & SERVICES NEW USERS REGISTER HERE REGISTERED USERS LOGIN HERE

Services User Manual | Sevasindhu youtube channel | Page last updated on: 11-May-2021 4:00 PM | Website visitor count is 3 3 7 4 5 8 0 8

**Step 2:** Click on **Department of Technical Education** and select **Application for Issue of Eligibility Certificate (Diploma)**. Alternatively, you can search for Application for Eligibility Certificate in the **search option**.

Government of Karnataka

HOME ABOUT SEVA SINDHU DEPARTMENTS & SERVICES SERVICE CENTERS GRAMA ONE TRACK YOUR APPLICATION STATUS REPORTS-DASHBOARD FAQ CONTACT

issue of Eligibility

Karnataka State Law University

Technical Education

Higher Education Department

Application for issue of Eligibility Certificate

Application for Issue of Eligibility Certificate (SSLC)

Application for Issue of Eligibility Certificate (Diploma)

Issue of Eligibility Certificate (BE Admission)

Issue of Eligibility Certificate (Diploma Admission)

Website visitor count is 3 5 5 5 7 7 0

### Step 3 : Click on Apply online

The screenshot shows a web browser window with the URL [sevasindhu.karnataka.gov.in/Sevasindhu/DepartmentServices](https://sevasindhu.karnataka.gov.in/Sevasindhu/DepartmentServices). A modal window titled "Application for Issue of Eligibility Certificate (Diploma)" is displayed. The content of the modal is as follows:

**Eligibility:** Any student who have completed their Diploma or equivalent in State technical board other than Karnataka

**Supporting Document:**  
1. Attested photocopy of all marks cards (all semesters/years, including all attempts), duly attested by notary / gazetted officer

**Application Fee :** Application Fee : Rs 3000

**Service Charge (Free for Online Submission) :** Rs 25

**Delivery Time (Days) :** 30

**Procedure for applying:**  
1. Applicant needs to submit the application  
2. Verification by case worker  
3. Verification by Assistant Director (Exams)  
4. Approval of application by Assistant Director (Exams)  
5. Dispatch of eligibility certificate by case worker to applicant

An "Apply Online" button is visible at the bottom right of the modal.

### Step 4: Enter the username, password/OTP, captcha and click on Log In button

The screenshot shows a web browser window with the URL [serviceonline.gov.in/karnataka/directApply.do?serviceld=1456](https://serviceonline.gov.in/karnataka/directApply.do?serviceld=1456). The login form contains the following elements:

- Username field: 9611106670
- Password field: masked with dots
- GET OTP button
- Captcha image: 153836
- OTP input field: 153836
- LOG IN button
- Forgot Password? link
- Don't have an account? Register HERE link

An "Activate Windows" watermark is visible in the bottom right corner of the browser window.

## Step 5 : Fill the Applicant Details & Photocopies details

ಕಾಲೇಜು ಮತ್ತು ತಾಂತ್ರಿಕ ಶಿಕ್ಷಣ ಇಲಾಖೆ  
Department of Collegiate Technical Education  
ಅರ್ಹತಾ ಪ್ರಮಾಣ ಪತ್ರ ನೀಡುವಿಕೆಗೆ ಅರ್ಜಿ (ಡಿಪ್ಲೊಮಾ)  
Application for Issue of Eligibility Certificate (Diploma)

**IMPORTANT INSTRUCTIONS/ಮುಖ್ಯ ಸೂಚನೆಗಳು**

1. Attested photocopy of all marks cards (all semesters/years, including all attempts), duly attested by notary / gazetted officer should be mandatorily uploaded in the next section.

1. ಮುಂದಿನ ವಿಭಾಗದಲ್ಲಿ, ನೋಟರಿ/ಪತ್ರಾಂತ ಅಧಿಕಾರಿಗಳಿಂದ ದೃಢೀಕರಿಸಿದ ಎಲ್ಲಾ ವರ್ಷದ ಎಲ್ಲಾ ಪ್ರಯತ್ನಗಳ ಅಂಕಪಟ್ಟಿಗಳನ್ನು ಮುಂದಿನ ವಿಭಾಗದಲ್ಲಿ ಕಡ್ಡಾಯವಾಗಿ ಅಪ್‌ಲೋಡ್ ಮಾಡತಕ್ಕದ್ದು.

**Applicant Details/ಅರ್ಜಿದಾರರ ವಿವರಗಳು**

Applicant Full Name/ಅರ್ಜಿದಾರರ ಪೂರ್ಣ ಹೆಸರು \* Kavya G D

Father Name/ತಂದೆಯ ಹೆಸರು \* Doddakamaiah

Mobile Number (SMS notifications will be sent to this number)/ ಮೊಬೈಲ್ ಸಂಖ್ಯೆ (ಎಸ್.ಎಂ.ಎಸ್) 8496006935

E-Mail ID (E-Mail notifications will be sent to this ID)/ಇ-ಮೇಲ್ ಐಡಿ (ಇ-ಮೇಲ್ ಸಂದೇಶಗಳನ್ನು ಈ ಐಡಿಗಾಗಿ) kavya@gmail.com

## Step 6: Verify the details. If details are correct, select the **checkbox ("Yes") & Submit**

**Declaration / ಘೋಷಣೆ**

I Agree \*

I hereby declare that the particulars furnished in this form are true to the best of my knowledge/ಈ ಅರ್ಜಿಯಲ್ಲಿ ನಾನು ಒದಗಿಸಿರುವ ಎಲ್ಲಾ ವಿವರಗಳು ಸತ್ಯವಾಗಿರುತ್ತವೆ ಎಂದು ಘೋಷಿಸುತ್ತೇನೆ.

**Additional Details**

Apply to the Office \* Polytechnic Institutions Office(Polytechnic Institutions- G R INST OF COMMERCIAL PRACTICE - 123 )

**Word verification**

166331

Please enter the characters shown above

166331

**Buttons:** Draft, Submit, Close, Reset

## Step 7: A fully filled form will be generated for user verification

The screenshot shows a web browser window with the URL [serviceonline.gov.in/karnataka/applyPageForm.do](http://serviceonline.gov.in/karnataka/applyPageForm.do). The page displays the following information:

**Applicant Details/ಅರ್ಜಿದಾರರ ವಿವರಗಳು**

Applicant Full Name/ಅರ್ಜಿದಾರರ ಪೂರ್ಣ ಹೆಸರು :	Kavya G D
Father Name/ತಂದೆಯ ಹೆಸರು :	Kavya
Mobile Number (SMS notifications will be sent to this number)/ವಿ.ಸಂಖ್ಯೆ ಸಂಖ್ಯೆ (ಎಸ್.ಎಂ.ಎಸ್ ಸಂದೇಶಗಳನ್ನು ಈ ಸಂಖ್ಯೆಗೆ ಕಳುಹಿಸಲಾಗುವುದು) :	8496006935
E-Mail ID (E-Mail notifications will be sent to this ID)/ಇ-ಮೇಲ್ ಐಡಿ (ಇ-ಮೇಲ್ ಸಂದೇಶಗಳನ್ನು ಈ ಐ.ಡಿಗೆ ಕಳುಹಿಸಲಾಗುವುದು) :	kavya@gmail.com

**Postal Address (Eligibility certificate will be posted to this address)/ಅಂಚೆ ವಿಳಾಸ (ಅರ್ಹತಾ ಪ್ರಮಾಣಪತ್ರವನ್ನು ಈ ವಿಳಾಸಕ್ಕೆ ರವಾನಿಸಲಾಗುವುದು)**

Address 1/ವಿಳಾಸ 1 :	165.gattagollahalli,Koratagere taluk, tumkur dist
Address 2/ವಿಳಾಸ 2 :	Bulkapatna post
Address 3/ವಿಳಾಸ 3 :	Bulkapatna post
Country/ದೇಶ :	India
State/ರಾಜ್ಯ :	KARNATAKA
District/ಜಿಲ್ಲೆ :	TUMAKURU
Postal Code/ಪೋಸ್ಟಲ್ ಕೋಡ್ :	572129
Hidden DOB for eKYC :	18-07-1994

**Polytechnic College Details/ಪಾಲಿಟೆಕ್ನಿಕ್ ಕಾಲೇಜ್ ವಿವರಗಳು**

## Step 8 : Click on Attach annexures

The screenshot shows the same web browser window with the URL [serviceonline.gov.in/karnataka/applyPageForm.do](http://serviceonline.gov.in/karnataka/applyPageForm.do). The page displays the following information:

Percentage/ಶೇಕಡಾವಾರು : 98

Fees to be paid/ಪಾವತಿಸಬೇಕಾದ ಶುಲ್ಕಗಳು : 3000

**Declaration/ಘೋಷಣೆ**

I hereby declare that the particulars furnished in this form are true to the best of my knowledge/ಈ ಅರ್ಜಿಯಲ್ಲಿ ನಾನು ನನ್ನ ಅರಿವಿನಿಂದ ಒದಗಿಸಿರುವ ಎಲ್ಲಾ ವಿವರಗಳು ನೈಜವಾಗಿರುತ್ತವೆ ಎಂದು ಘೋಷಿಸುತ್ತೇನೆ.

I Agree : Yes

**Additional Details**

Apply to the Office : Directorate of Technical Education (STATE)

Draft Reference No : Draft\_TE004S/2021/00053

29/5/2021 10:24:56 IST <http://serviceonline.gov.in/karnataka>

[Attach Annexure](#) [Edit](#) [Cancel](#) [Click here to initiate new application](#)

## Step 9: Attach the annexures and click on save annexures

The screenshot shows the 'ATTACH ENCLOSURE(S)' interface. The user has selected the enclosure type 'Attested marks cards of all semesters / years i.e. (one marks card each from 1st semester to 6th semester / 1st year to 3rd year + the failed sems / years)'. The file name is 'Attested marks cards of all semesters /'. The interface includes a 'Choose File' button, a 'Scan' button, and a 'Fetch from DigLocker' option. At the bottom, there are 'Save Annexure', 'Cancel', and 'Back' buttons.

## Step 10 : Saved annexures will be displayed and click on Esign And Make Payment to proceed.

The screenshot shows the 'Esign And Make Payment' interface. The user has declared that the particulars furnished are true to the best of their knowledge. The 'Annexure List' shows the uploaded file: 'Attested marks cards of all semesters / years i.e. (one marks card each from 1st semester to 6th semester / 1st year to 3rd year + the failed sems / years)'. The 'Additional Details' section shows the office name 'Directorate of Technical Education (STATE)' and the draft reference number 'TE004S210000020'. At the bottom, there are 'eSign and Make Payment' and 'Cancel' buttons.

**Step 11 :** Click on I agree with above user consent and eSign terms and conditions and Select authentication type to continue

Consent Authentication Form

I hereby state that I have no objection in authenticating myself with Aadhaar based authentication system and consent to providing my Aadhaar number along with the authentication details for the purposes of availing "Application for Migration Certificate" by eSigning Application form and Enclosure(s). I understand that the OTP I provide for authentication shall be used only for authenticating my identity through the Aadhaar Authentication system, for obtaining my e-KYC through Aadhaar e-KYC service and for the issuance of Digital Signature Certificate (DSC) for this specific transaction and for no other purposes. For the creation of DSC, I understand that the options that I have chosen are the ones that shall be populated in the DSC generated by the CA and I provide my consent for the same. I also understand that the following fields in the DSC generated by the CA are mandatory and I give my consent for using the Aadhaar provided e-KYC information to populate the corresponding fields in the DSC.

1. Common Name (name as obtained from e-KYC)
2. Unique Identifier (hash of Aadhaar number)
3. Pseudonym (unique code sent by UIDAI in e-KYC response)
4. State or Province (state as obtained from e-KYC)
5. Postal Code (postal code as obtained from e-KYC)
6. Telephone Number (hash of phone as obtained from e-KYC)

I understand that ServicePlus shall ensure security and confidentiality of my personal identity data provided for the purpose of Aadhaar based authentication.

I agree with above user consent and eSign terms and conditions

Select authentication type to continue

[OTP](#) [Download Document](#)

**Step 12 :** Enter Aadhar Number and click on get OTP

Ministry of Electronics and Information Technology  
Government of India

Digital India  
Power To Empower

सी डैक  
CDAC  
Centre for Development of Advanced Computing

You are currently using C-DAC eSign Service and have been redirected from

Hastakshar  
हस्ताक्षर  
C-DAC's eSign Service

**Aadhaar Based e-Authentication**

Enter Your Virtual ID / Aadhaar Number [Get Virtual ID](#)

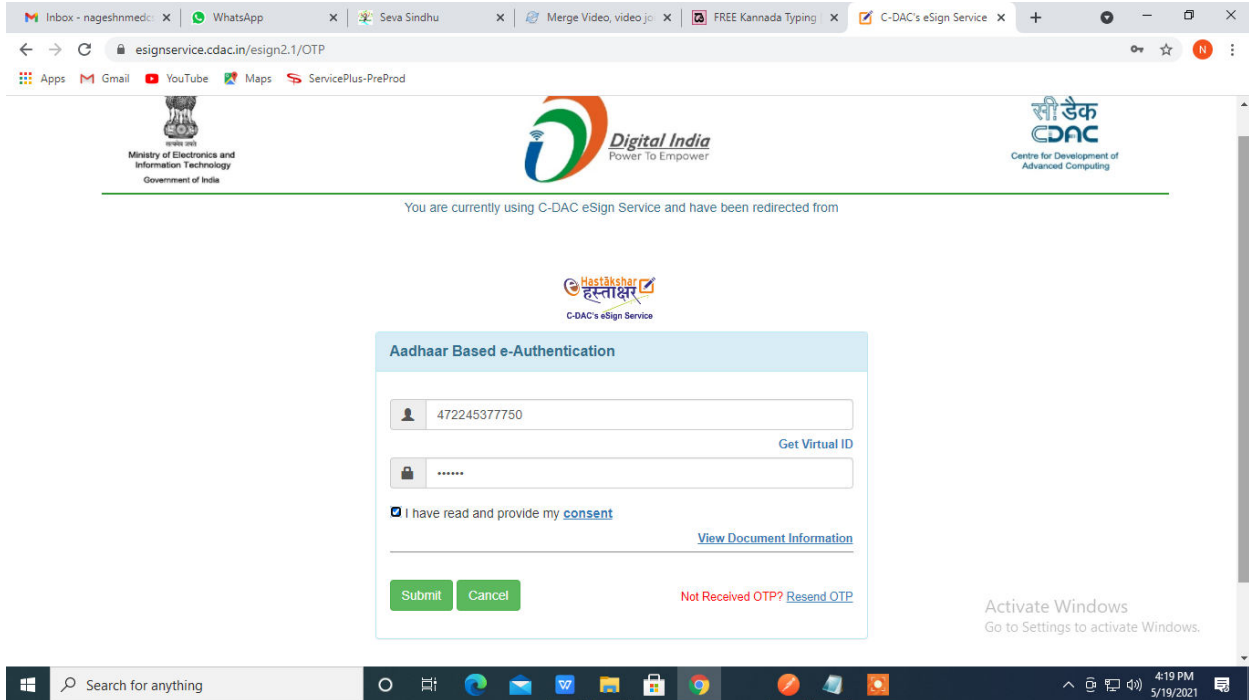
Enter Your Aadhaar OTP [View Document Information](#)

[Get OTP](#) [Cancel](#) [Not Received OTP? Resend OTP](#)

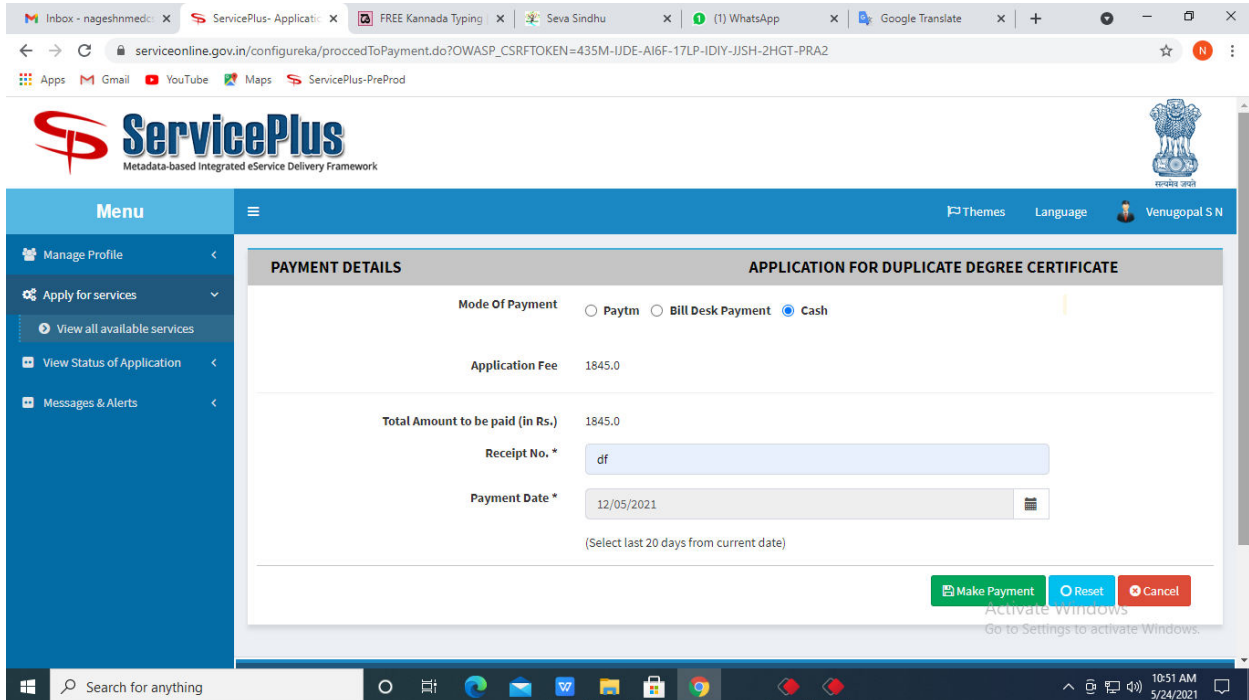
Activate Windows  
Go to Settings to activate Windows.



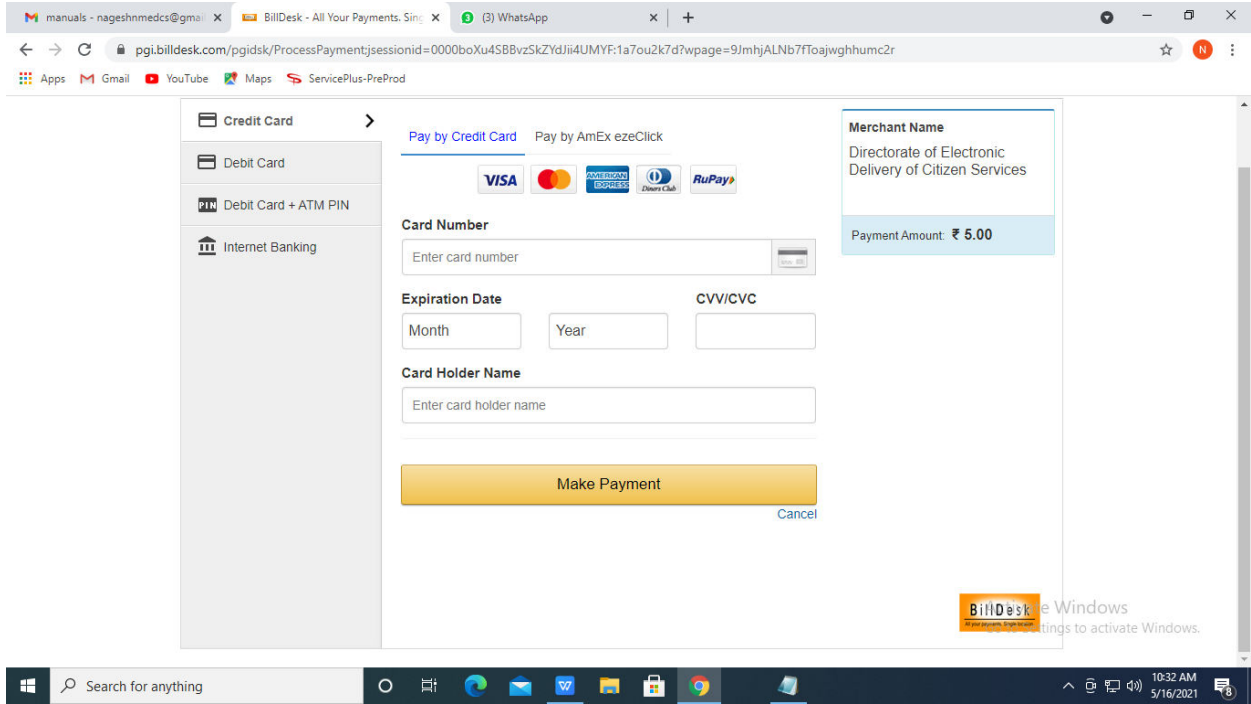
### Step 13 : Enter OTP and click on Submit



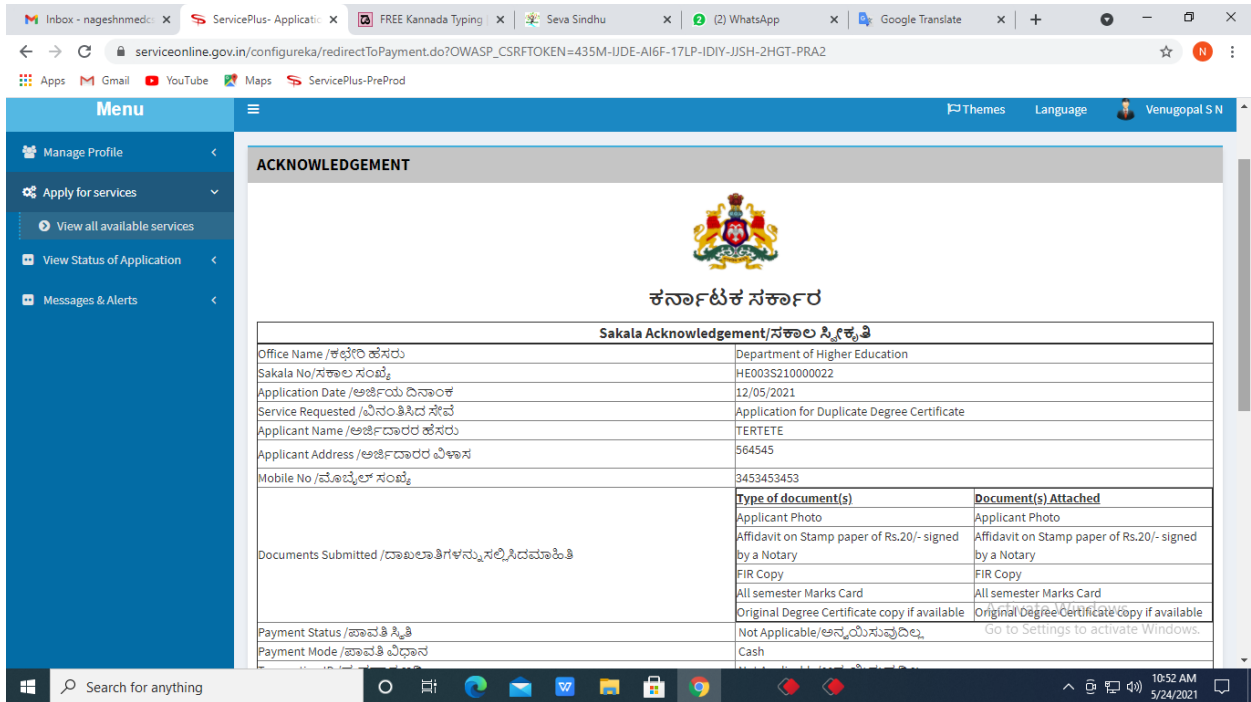
### Step 14 : Select the Mode of Payment and click on Make Payment to proceed



**Step 15 :** Select preferred payment method (Credit Card/Debit Card/Internet Banking), enter the required details and click on make payment

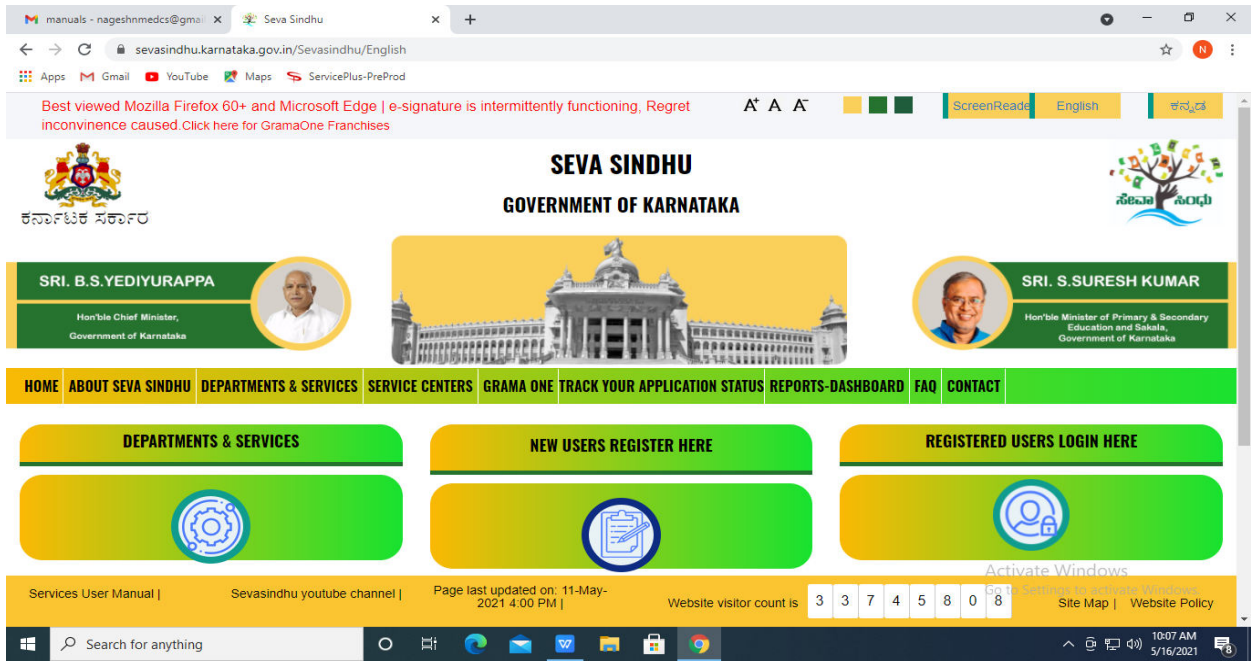


**Step 16 :** After payment is successful, acknowledgement will be generated. Acknowledgment consists of applicant details, application details and the payment details for applicant's reference.

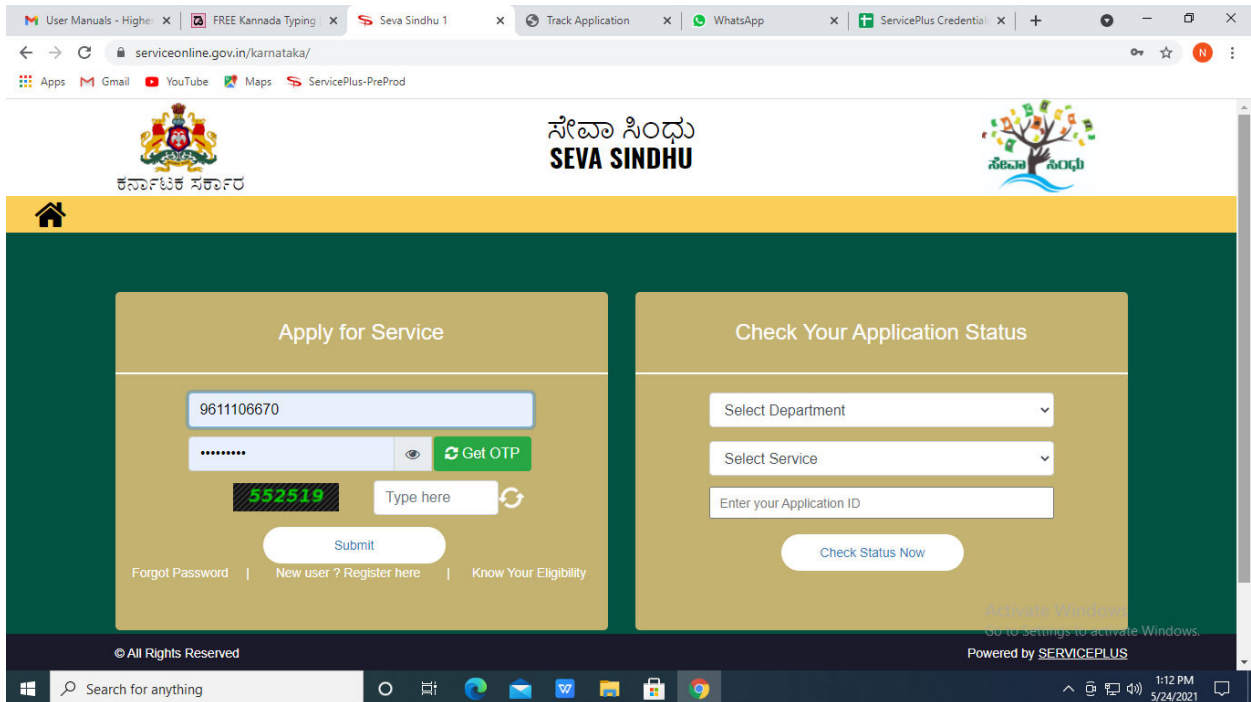




**Step 17 :** To download the certificate, go to the [sevasindhu.karnataka.gov.in](http://sevasindhu.karnataka.gov.in) and click on **Registered Users Login Here**



**Step 18 :** Once the login page is open, enter your username, password/OTP, captcha and click on **Submit**.



**Step 19** : Click on **View Status of Application** --> **Track application status**. Enter Application Reference Number (you can refer to Acknowledgment/SMS to get Application Reference Number) and click on **Get Data**.

The screenshot shows the ServicePlus web application interface. The browser address bar displays `serviceonline.gov.in/karnataka/citizenServiceList.do`. The page title is "View Status Of Application / Track Application Status". The main content area contains the following fields:

- From Date:** 24/03/2021
- To Date:** 24/05/2021
- App Ref No.:** ES002S210000027

A green "Get Data" button is located at the bottom right of the form area. The left sidebar menu is expanded to "View Status of Application", with "Track application status" selected. The footer of the page includes logos for the Ministry of Panchayati Raj, Digital India, data.gov.in, and PMINDIA.

**Step 20** : Check Current Status of the application. If it is delivered, Click on **Delivered**.

The screenshot shows the ServicePlus web application interface. The browser address bar displays `serviceonline.gov.in/karnataka/applicationTrackStatus.do`. The page title is "View Status Of Application / Track Application Status". The main content area contains the following fields:

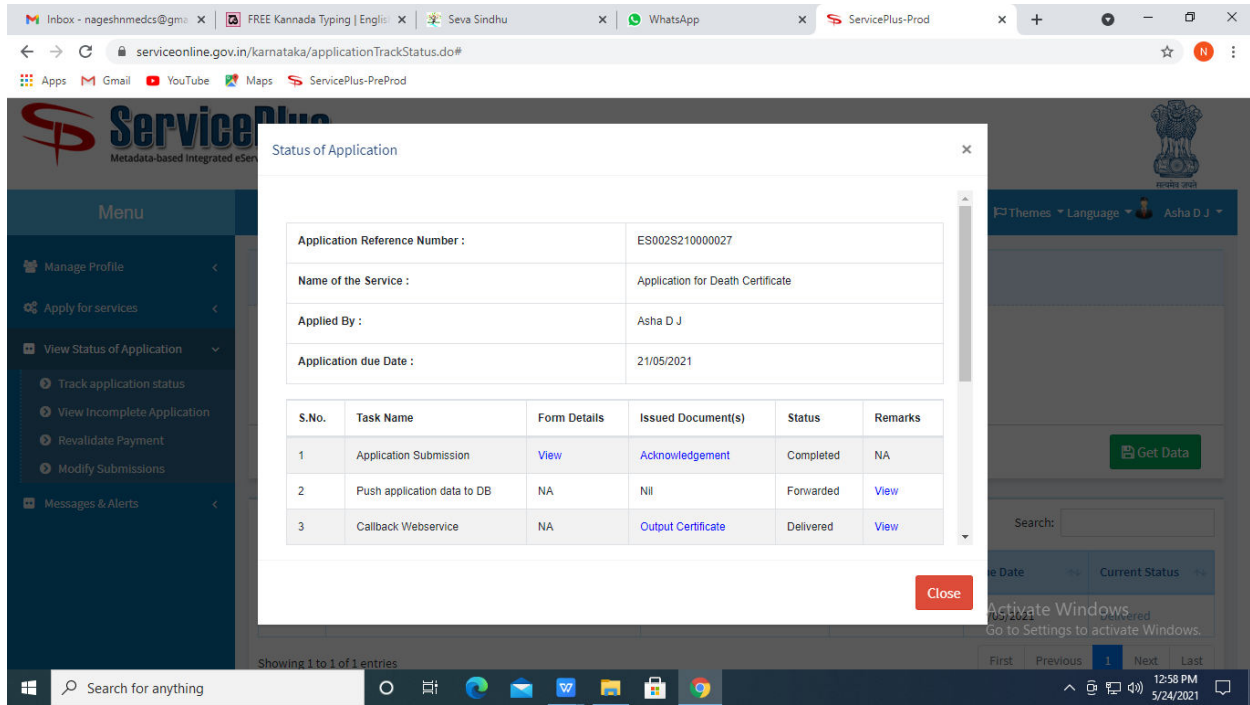
- From Date:** 24/03/2021
- To Date:** 24/05/2021
- App Ref No.:** ES002S210000027

A green "Get Data" button is located at the bottom right of the form area. Below the form, there is a table with the following data:

SNo	Service Name	Application Reference No	Submission Date	Due Date	Current Status
1	Application for Death Certificate	ES002S210000027	20/05/2021	21/05/2021	Delivered

The table shows "Showing 1 to 1 of 1 entries". Navigation buttons for "First", "Previous", "1", "Next", and "Last" are visible at the bottom of the table. The left sidebar menu is expanded to "View Status of Application", with "Track application status" selected. The footer of the page includes logos for the Ministry of Panchayati Raj, Digital India, data.gov.in, and PMINDIA.

## Step 21 : Under Issue Document(s), click on **Output certificate**



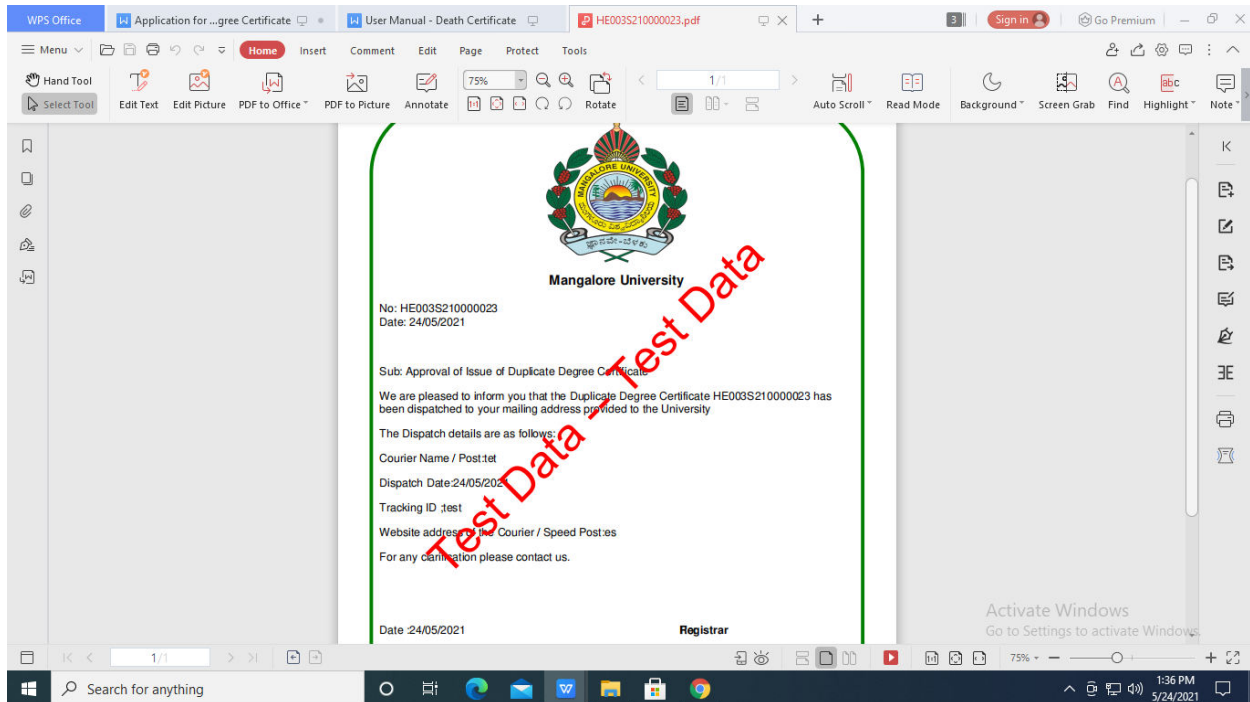
The screenshot shows the 'Status of Application' modal window. The application details are as follows:

Application Reference Number :	ES002S210000027
Name of the Service :	Application for Death Certificate
Applied By :	Asha D J
Application due Date :	21/05/2021

S.No.	Task Name	Form Details	Issued Document(s)	Status	Remarks
1	Application Submission	<a href="#">View</a>	<a href="#">Acknowledgement</a>	Completed	NA
2	Push application data to DB	NA	Nil	Forwarded	<a href="#">View</a>
3	Callback Webservice	NA	<a href="#">Output Certificate</a>	Delivered	<a href="#">View</a>

## Step 22 : Application for Issue of Eligibility Certificate (Diploma) Certificate will be downloaded. You can print the certificate if required.



The screenshot shows a PDF document from Mangalore University. The document is titled 'Application for...ree Certificate' and contains the following text:

No: HE003S210000023  
Date: 24/05/2021

Sub: Approval of Issue of Duplicate Degree Certificate

We are pleased to inform you that the Duplicate Degree Certificate HE003S210000023 has been dispatched to your mailing address provided to the University

The Dispatch details are as follows:

Courier Name / Post.tet  
Dispatch Date 24/05/2021  
Tracking ID .test  
Website address of the Courier / Speed Post.es  
For any clarification please contact us.

Date :24/05/2021  
Registrar